

# OPERATIONS

## ELEMENTARY FOLDER GAMES

©2014 Lakeshore • (800) 428-4414 • www.lakeshorelearning.com

### Targets standards in these areas:

- **Operations & Algebraic Thinking**
- **Number & Operations in Base Ten**

For full description, see page 2.

### What's Included

- 10 activity folders
- 10 sets of tiles
- 10 storage pouches
- Reproducible assessment (on pages 3–4 of this guide)
- Reproducible tiles (on pages 5–13 of this guide)
- Reproducible answer cards (on pages 14–16 of this guide)

### Before You Begin

- The tiles, pouches, and folders are color-coded. First, place the tiles (and answer cards, if needed) in the storage pouches. To assemble the Strawberries, Duck Pond, Fish Bowls, and Candies in a Box game boards, attach the spinner to the game board by snapping the front and back together through the hole in the game board. Then put the pouches inside the game folders in the storage box—and the games are ready to use!

## About the Folder Games

These easy-to-use games help children strengthen essential math skills— independently! The 10 activity folders come with everything students need for hands-on practice with operations. Plus, each folder includes simple three-step instructions.

## Getting Started

- Before students play the games independently, invite volunteers to help you model how to play. Select a game folder and point out that the front of the folder shows the materials students will need. Next, read the instructions together, reminding students to look at the illustrations. Now have volunteers take turns playing the game, and prompt them to check their answers on the back of the pieces or with the answer card (if provided).
- Place the games in a math center and have students rotate through, or invite students to select games to play independently at their desks.

**Note:** If you lose a folder game card or tile, you can use the reproducible manipulatives and answer cards on pages 5–16 of this guide.

## Assessment

A reproducible assessment is on pages 3–4 of this guide. The assessment can be used as a pre-assessment tool to identify which folders students should be able to work on independently. It can also be used to identify which skill sets students need to develop further before they play the games on their own. The reproducible can also be a post-assessment that allows you to check students' understanding and track their progress. Each question on the assessment corresponds to a skill covered in one of the folders. (A complete list of the games and the skills they cover is on page 2.)

 **WARNING:**  
**CHOKING HAZARD**—Small parts.  
 Not for children under 3 yrs.

**Meeting Individual Needs**

**ELL**

Invite students to pair up. You can also have competent students work with students who need extra support. Discuss any unfamiliar vocabulary before students play the game. Focus on terms such as *making ten*, *missing addends*, *decomposing numbers*, and *equations*. Finally, remind students to follow the illustrations as they play.

**Reteach/Extra Support**

Have students play folder games that target areas in which they need additional support. (The folder tabs and the list at right show each game's targeted skill.) Guide students through the instructions or solve a few of the problems together, and then have students complete the activities on their own. Using the games for a small-group lesson or for individualized instruction is a great way to reinforce key concepts and skills.

**Challenge**

Invite students to create their own problems for the folders. For example, for the Flower Petals game, have students create additional flowers and game tiles to practice decomposing numbers. Or, for the Cupcake Store game, students can create their own true or false equation strips.

**Assessment Answers**

- 1. C                      6. C
- 2. A                      7. B
- 3. B                      8. true
- 4. A                      9. C
- 5. Possible Answers: 10. B  
 $0 + 5 = 5$ ,  $5 + 0 = 5$ ,  
 $1 + 4 = 5$ ,  $4 + 1 = 5$ ,  
 $2 + 3 = 5$ ,  $3 + 2 = 5$

**Folder Skills**

Folder	Skill
Strawberries	Subtraction Within 20
Duck Pond	Addition Within 20
Diner	Making Ten
Fish Bowls	Addition Within 10
Flower Petals	Decomposing Numbers
Lemonade Stand	Missing Addends
Candies in a Box	Subtraction Within 10
Cupcake Store	True or False Equations
Birthday Presents	Adding Three Numbers
Cookies on a Plate	Addition & Subtraction

**Standards Correlation**

Folder(s)	Operations & Algebraic Thinking
Cookies on a Plate	Representing <b>addition and subtraction</b> with objects, actions, drawings, explanations, or equations
Fish Bowls; Candies in a Box	Solving addition and subtraction <b>word problems</b> using objects or drawings
Flower Petals	<b>Decomposing numbers</b> within 10 into pairs in more than one way
Diner	Finding the number that <b>makes 10</b> when added to any given number from 1 to 9
Cookies on a Plate	<b>Fluently</b> adding and subtracting within 5
Birthday Presents	Solving word problems that call for <b>addition of three whole numbers</b> whose sum is less than or equal to 20
Strawberries; Duck Pond; Flower Petals	<b>Using strategies to add and subtract</b> fluently within 20 (i.e., counting on, making ten, decomposing, or creating equivalent sums)
Cupcake Store	Understanding the <b>meaning of the equal sign</b> ; determining if equations involving addition and subtraction are true or false
Lemonade Stand	Determining the <b>unknown whole number</b> in an addition or subtraction equation
Folder	Number & Operations in Base Ten
Flower Petals	Composing and decomposing <b>numbers 11-19</b> into ten ones and some further ones

Name \_\_\_\_\_

Date \_\_\_\_\_

**OPERATIONS**

1

$11 - 7 =$

Circle the correct answer.

- A. 5                      B. 18                      C. 4

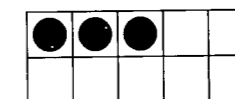
2

$9 + 5 =$

Circle the correct answer.

- A. 14                      B. 4                      C. 16

3



How many more to make ten?

- A. 6                      B. 7                      C. 8

4

$4 + 2 =$

Circle the correct answer.

- A. 6                      B. 2                      C. 7

5

Write three ways to make 5.

\_\_\_\_\_ + \_\_\_\_\_ = 5  
 \_\_\_\_\_ + \_\_\_\_\_ = 5  
 \_\_\_\_\_ + \_\_\_\_\_ = 5

Name \_\_\_\_\_

Date \_\_\_\_\_

6

$$3 + \underline{\quad} = 8$$

Circle the missing addend.

A. 6

B. 12

C. 5

7

$$10 - 4 =$$

Circle the correct answer.

A. 14

B. 6

C. 2

8

Is the equation true or false?

$$5 + 5 = 3 + 7$$

true

false

9

$$4 + 6 + 2 =$$

Circle the correct answer.

A. 14

B. 6

C. 12

10



Circle the correct equation.

A.  $4 + 3 = 7$

B.  $4 - 3 = 1$

C.  $1 + 3 = 4$

## FOLDER 1 - STRAWBERRIES

2

strawberries

3

strawberries

4

strawberries

5

strawberries

6

strawberries

7

strawberries

8

strawberries

9

strawberries

10

strawberries

11

strawberries

12

strawberries

13

strawberries

14

strawberries

15

strawberries

16

strawberries

17

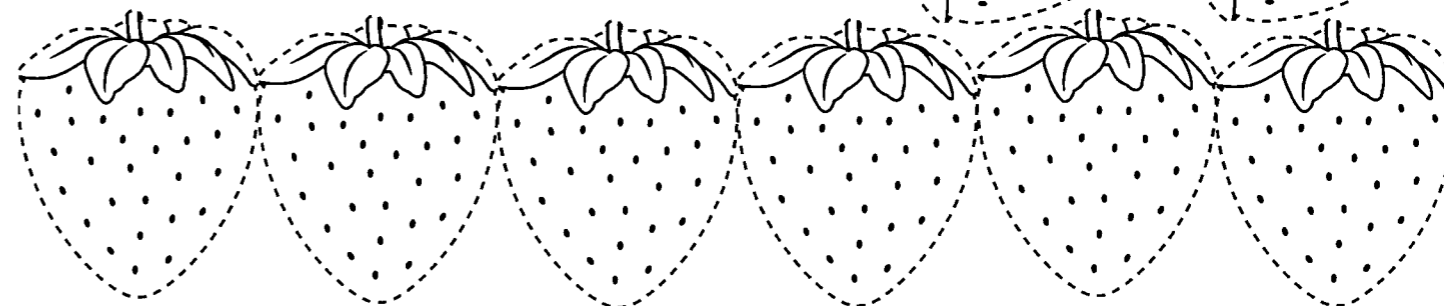

strawberries

18

strawberries

19

strawberries



# FOLDER 2 - DUCK POND

2

ducks

3

ducks

4

ducks

5

ducks

6

ducks

7

ducks

8

ducks

9

ducks

10

ducks

11

ducks

12

ducks

13

ducks

14

ducks

15

ducks

16

ducks

17

ducks

18


ducks

19

ducks

20

ducks



# FOLDER 3 - DINER

1

2

3

4


















5

6

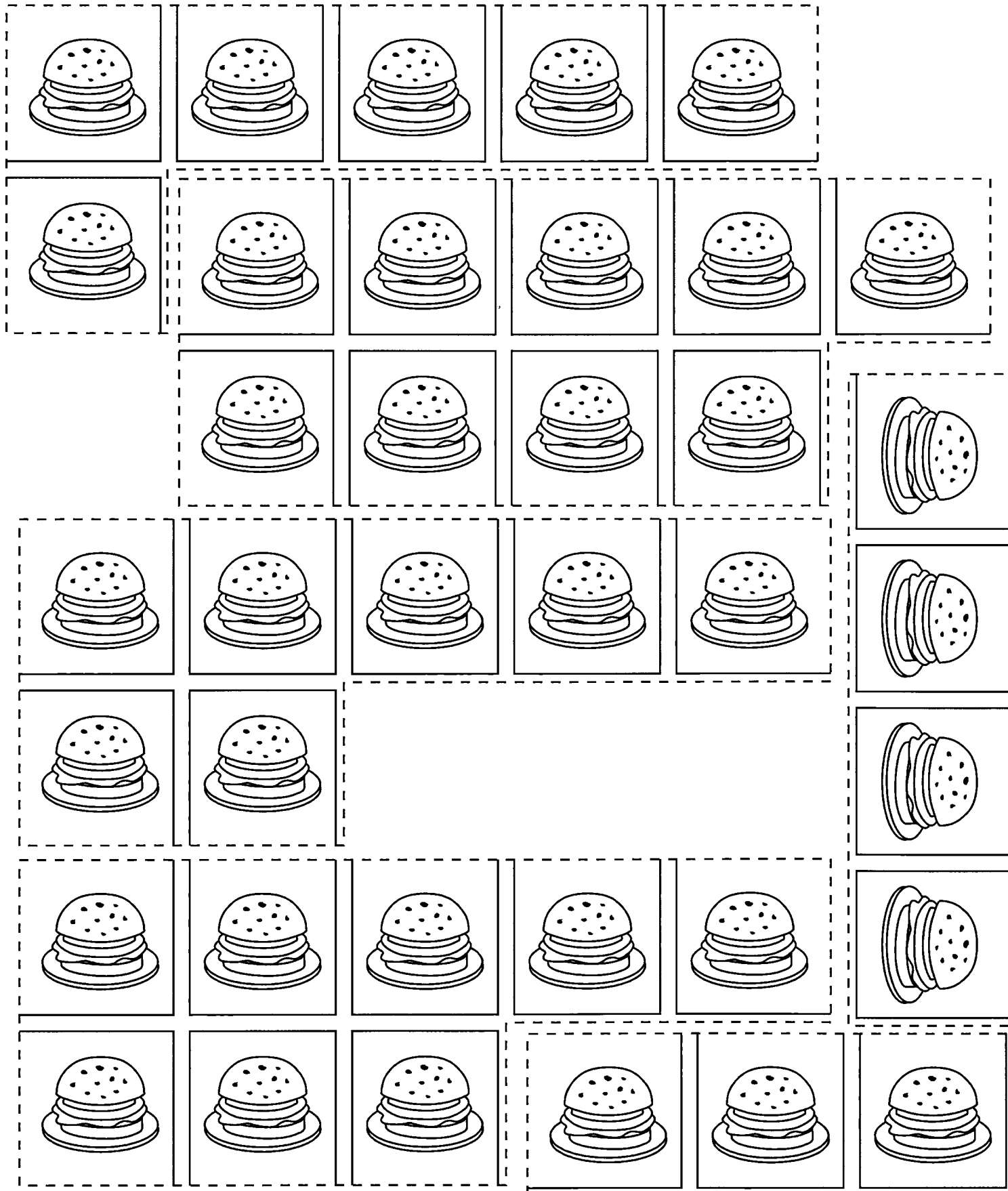
7

8


9




### FOLDER 3 - DINER (CONTINUED)



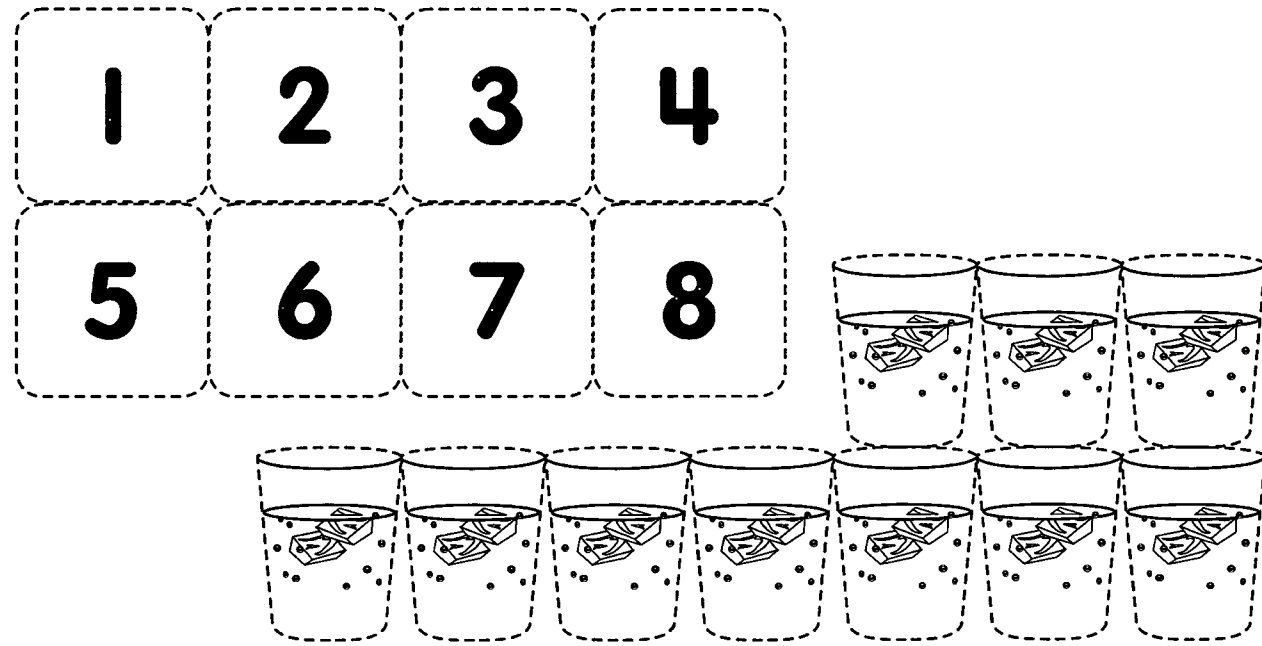
### FOLDER 4 - FISH BOWLS




FOLDER 5 - FLOWER PETALS



FOLDER 6 - LEMONADE STAND



FOLDER 7 - CANDIES IN A BOX



### FOLDER 8 - CUPCAKE STORE

$3 = 3$     $7 = 7$     $5 = 6$

$5 + 3 = 8$     $1 + 4 = 3 + 2$

$3 + 2 = 5$     $3 + 3 = 4 + 2$


$4 + 3 = 9$     $7 + 1 = 3 + 4$

$2 + 3 = 3 + 3$

$2 + 5 = 4 + 1$

$5 + 1 = 2 + 4$

### FOLDER 9 - BIRTHDAY PRESENTS



### FOLDER 10 - COOKIES ON A PLATE

$2 + 3 = 5$

$3 + 1 = 4$

$4 + 1 = 5$

$1 + 1 = 2$

$2 + 1 = 3$

$2 + 2 = 4$

$2 - 1 = 1$

$3 - 2 = 1$

$5 - 1 = 4$

$5 - 2 = 3$

$4 - 1 = 3$

$4 - 2 = 2$

# ANSWER CARDS










## FOLDER 1 - STRAWBERRIES

(ANSWERS WILL VARY.)

## FOLDER 2 - DUCK POND

(ANSWERS WILL VARY.)


## FOLDER 3 - DINER

 I need <input type="text"/> more to make 10.	 I need <input type="text"/> more to make 10.	 I need <input type="text"/> more to make 10.	 I need <input type="text"/> more to make 10.
 I need <input type="text"/> more to make 10.	 I need <input type="text"/> more to make 10.	 I need <input type="text"/> more to make 10.	 I need <input type="text"/> more to make 10.
	 I need <input type="text"/> more to make 10.		

## FOLDER 4 - FISH BOWLS









(ANSWERS WILL VARY.)

## FOLDER 5 - FLOWER PETALS



# ANSWER CARDS (CONTINUED)

## FOLDER 6 - LEMONADE STAND

$4 + \boxed{2} = 6$ 	$3 + \boxed{1} = 4$ 	$2 + \boxed{3} = 5$ 	$3 + \boxed{5} = 8$ 
$5 + \boxed{4} = 9$ 	$1 + \boxed{6} = 7$ 	$1 + \boxed{8} = 9$ 	$3 + \boxed{7} = 10$ 

## FOLDER 7 - CANDIES IN A BOX

(ANSWERS WILL VARY.)

## FOLDER 8 - CUPCAKE STORE

True	False
$3 = 3$	$5 = 6$
$7 = 7$	$4 + 3 = 9$
$5 + 3 = 8$	$7 + 1 = 3 + 4$
$3 + 2 = 5$	$2 + 3 = 3 + 3$
$1 + 4 = 3 + 2$	$2 + 5 = 4 + 1$
$3 + 3 = 4 + 2$	
$5 + 1 = 2 + 4$	















# ANSWER CARDS (CONTINUED)

## FOLDER 9 - BIRTHDAY PRESENTS

$10 = 2 + 6 + 2$	$15 = 8 + 2 + 5$
$4 + 2 + 1 = 7$	$11 = 3 + 6 + 2$
$20 = 7 + 5 + 8$	$4 + 4 + 4 = 12$
$16 = 8 + 5 + 3$	$6 = 1 + 2 + 3$
$5 + 7 + 5 = 17$	$14 = 6 + 5 + 3$

## FOLDER 10 - COOKIES ON A PLATE

 $2 + 3 = 5$	 $1 + 1 = 2$	 $2 - 1 = 1$	 $5 - 2 = 3$
 $3 + 1 = 4$	 $2 + 1 = 3$	 $3 - 2 = 1$	 $4 - 1 = 3$
 $4 + 1 = 5$	 $2 + 2 = 4$	 $5 - 1 = 4$	 $4 - 2 = 2$